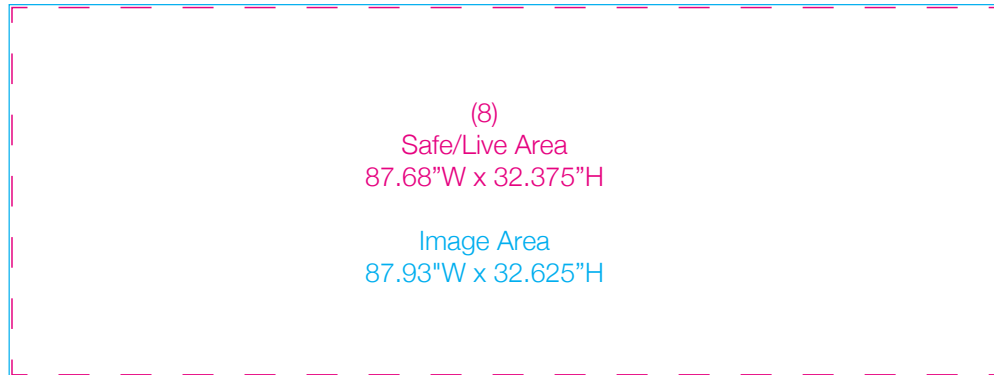




Graphic Dimensions // RE-9071  
(8) Single-Sided Sintra Header Panels





Graphic Dimensions // RE-9071  
(6) Double-Sided Sintra Rectangular Kiosk Wings  
with 1" radius edges



(6 Double-Sided Wings)  
Safe/Live Area  
22"W x 72"H

(6 Double-Sided Wings)  
Safe/Live Area  
22"W x 72"H

(6 Double-Sided Wings)  
Safe/Live Area  
22"W x 72"H

(6 Double-Sided Wings)  
Safe/Live Area  
22"W x 72"H


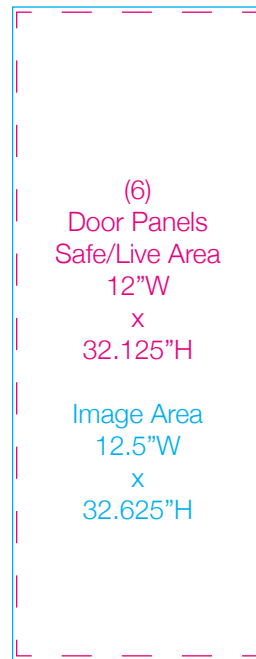
(6 Double-Sided Wings)  
Safe/Live Area  
22"W x 72"H

(6 Double-Sided Wings)  
Safe/Live Area  
22"W x 72"H





Graphic Dimensions // RE-1219  
(6) Sintra Door Panels  
(12) Sintra Side Panels





Graphic Dimensions // RE-1228

- (1) Front Infill
- (1) Sintra Door Panel
- (2) Sintra Side Panels

